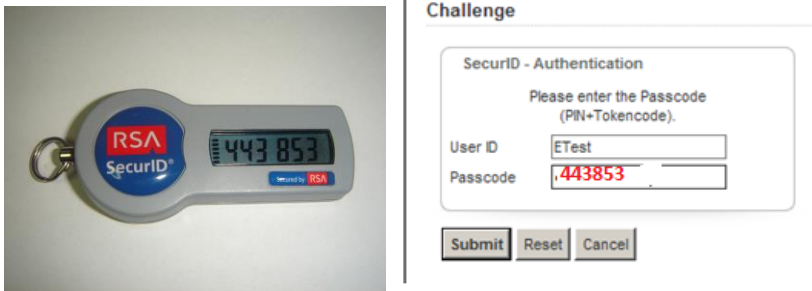
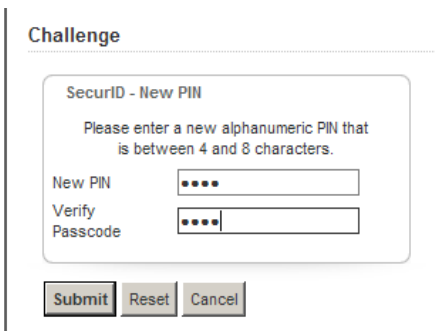


FirstConnect | Corporate[®] Token Activation

The first time you attempt an action that requires token authentication, this screen will appear. Enter the tokencode shown on the token in the Passcode box and click, SUBMIT. The tokencode changes at 60-second intervals.

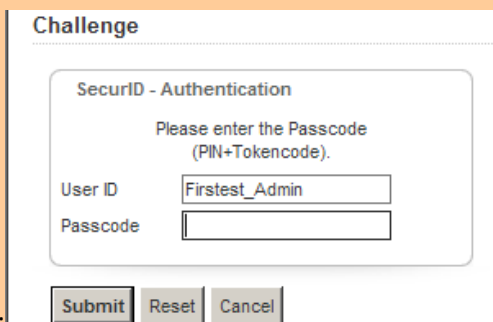


You will be prompted to establish a **PIN**. The PIN will be used in conjunction with the tokencode for future transactions. Enter a 4 – 8 character (alpha/numeric) PIN. Verify the PIN, and click, SUBMIT.



You will be prompted to enter *PIN plus the tokencode* to proceed to your requested transaction.

When you attempt a transaction which requires token authentication, you will be prompted to enter your PIN/tokencode combination as the PASSCODE.



Your PIN + the TOKENCODE = PASSCODE